

PROFILE OF EXPERTISE



**Gosnell
Builders**

More than 3 Decades of Construction Excellence

PROFILE OF EXPERTISE: GOSNELL BUILDERS



I. MASTER/SITE PLANS

- A. Mixed Use
- B. Projects Specific

II. COMMERCIAL 3,803,532 sq. ft.

- A. Office 1,761,442 sq. ft.
- B. Business Park 109,152 sq. ft.
 - 1. High Tech Facilities 66,333 sq. ft.
 - 2. Office/Manufacturing Plants 206,394 sq. ft.
 - 3. Office/Warehouse 1,489,091 sq. ft.
 - 4. Warehouse 110,000 sq. ft.
- C. Churches 8,830 sq. ft.
- D. Vehicle Facilities 51,750 sq. ft.

III. RETAIL 1,305,186 sq. ft.

- A. Regional Shopping Malls 828,000 sq. ft.
- B. Neighborhood Retail Centers 200,932 sq. ft.
- C. Mixed Use: Retail/Apartments 58,235 sq. ft.
- D. Supermarkets 146,019 sq. ft.
- E. Home Improvement Centers 72,000 sq. ft.

IV.	LODGING AND HOSPITALITY	410,188 sq. ft.
		6,317 units
A.	<u>Resorts</u>	2,840 units
B.	<u>Hotels</u>	3,477 units
C.	<u>Convention Facilities/Ballrooms</u>	251,535 sq. ft.
D.	<u>Restaurants</u>	158,653 sq. ft.
V.	MULTIFAMILY AND RESIDENTIAL	8,166 units
A.	<u>Health Care/Retirement</u>	180 units
B.	<u>Apartments</u>	2,378 units
C.	<u>Condominiums</u>	680 units
D.	<u>Multifamily/Single Family</u>	4,928 sold units
VI.	RECREATION	118,026 sq. ft.
A.	<u>Championship Golf Courses</u>	19,041 yds.
B.	<u>Racquet Clubs/Fitness Centers</u>	95,991 sq. ft.
C.	<u>Equestrian Centers</u>	5,700 sq. ft.
D.	<u>Floral and Child Care Centers</u>	16,335 sq. ft.
E.	<u>Water Parks</u>	
		25 mi.
		48,501 lin. ft.
		1,260,000 sq. ft.
VII.	INFRASTRUCTURE	23,715,000 cu. yds.
A.	<u>Parking Garages</u>	1,260,000 sq. ft.
B.	<u>Roadways</u>	25.58 mi.
C.	<u>Storm & Sanitary Sewer</u>	21,555 lin. ft.
D.	<u>Water Lines</u>	9,306 lin. ft.
E.	<u>Bridges</u>	17,640 lin. ft.
F.	<u>Mass Excavation</u>	23,715,000 cu. yds.
Total Dollar Volume		\$3 Billion



Legend

* Developed for other owners/ developers
 ** Developed for Gosnell/ Pointe Builders
 + Masterplanned and entitled
 ++ Renovated



I. MASTER/SITE PLANS

See enclosed capsulized view of future projects

II. COMMERCIAL

Offices

1,761,442 sq. ft.

- Bonita Gateway Centre** 23,000 sq. ft.
- Dunn & Bradstreet* 8,000 sq. ft.
- Nantucket Square* 44,000 sq. ft.
- Nantucket North* 44,000 sq. ft.
- United Technology Regional* 7,057 sq. ft.
- Hewlett Packard* 40,647 sq. ft.
- Pointe Business Plaza** 101,400 sq. ft.
- Pointe Corporate Centre** 150,332 sq. ft.

- Pointe Corridor Centre I** 143,512 sq. ft.
- Pointe Corridor Centre II** 101,429 sq. ft.
- Pointe Corridor Centre IV** 178,636 sq. ft.
- Phil Morris Building++
- GB Regional Headquarters** 4,000 sq. ft.
- 11,000 sq. ft.

- Clocktower Corporate Centre** 107,000 sq. ft.
- The Pointe South Mountain Corporate Centre** 106,000 sq. ft.
- Giant Industries* 60,000 sq. ft.
- The Pointe San Diego Corporate Centre** 40,000 sq. ft.

- Best Western International Reservations Center* 110,000 sq. ft.

- The Pointe San Diego Commercial Park**+ 400,000 sq. ft.

- H&R Block* 5,508 sq. ft.
- 333 West Thomas* 35,000 sq. ft.
- Keller Williams* 3,506 sq. ft.

- OccuCenter-Tempe* 5,950 sq. ft.
- W. Thomas* 4,890 sq. ft.
- Jefferson* 6,000 sq. ft.
- Mesa* 6,200 sq. ft.

- Inter Tel – 44th Street* 8,700 sq. ft.
- Building Constructors, Inc.* 5,675 sq. ft.



Business Parks

109,152 sq. ft.

Mountain View
Business Park*

55,225 sq. ft.

Escondido Business Park*
53,927 sq. ft.

High Tech Facilities

66,333 sq. ft.

United Technologies*

- W. Van Buren-Phoenix
- No. Black Canyon-Phoenix
- No. Cave Creek-Phoenix
- No. Hayden Road-Tempe
- West Broadway-Mesa
- So. 7th Street-Phoenix
- E. Benson Highway-Tucson
- W. Grant Road-Tucson
- East 22nd Street-Tucson
- N. Ajo-Gila Bend Hwy-Ajo
- Whipple Street-Wickenburg
- East Highway 90-Buckeye



Office/Manufacturing Plants

206,394 sq. ft.

General Binding Corporation*
40,321 sq. ft.

Cort Furniture*
16,553 sq. ft.

Axia/Jensen Tool*
55,000 sq. ft.

Coronado Technology*
35,800 sq. ft.

W.L. Gore*
50,000 sq. ft.

Erickson*
6,220 sq. ft.

Olinger Aircraft*
2,500 sq. ft.

Office/Warehouse

1,489,091 sq. ft.

Ambassador International*
185,000 sq. ft.

Goldwaters*

Triangle Enterprises*
108,000 sq. ft.

Hensley and Company*
50,000 sq. ft.

Mission Linen Company*
209,800 sq. ft.

Stephenson and Lund*
133,172 sq. ft.

Sysco Food Services, Inc.*
50,000 sq. ft.

Allied-Sysco Food Service, Inc.*
283,119 sq. ft.

470,000 sq. ft.

Warehouse

110,00 sq. ft.

Sequoia Pacific*
110,000 sq. ft.

Churches

8,830 sq. ft.

Church of God*
5,230 sq. ft.

St. Nicholas*
3,600 sq. ft.

Vehicle Facilities

51,750 sq. ft.

Arizona Auto Auction
3 Bay renovation*
5,000 sq. ft.

Restructure office*
3,000 sq. ft.

Greater Phoenix Auto Auction
3 Bay addition*
5,000 sq. ft.



1 new restroom*
 3 new roof structures*
 28,150 sq. ft.
 New paved infrastructure*
 15.5 acres
 Ryder Truck Maintenance
 Facility*
 10,600 sq. ft.

III. RETAIL

Regional Shopping Malls

828,000 sq. ft.
 Camelhead+
 650,000 sq. ft.
 Costa Verde*
 178,000 sq. ft.

Neighborhood Retail Centers

200,932 sq. ft.
 Litchfield Park Plaza*
 16,820 sq. ft.
 Moon Valley Plaza*
 26,186 sq. ft.

Cactus Village Plaza*
 48,854 sq. ft.

Scottsdale & Shea Plaza*
 61,000 sq. ft.

Bonita Pointe Plaza-
 Bonita, CA*
 48,072 sq. ft.

Mixed Use: Retail/Apartments

58,235 sq. ft.
 Hippo-Citron-La Jolla, CA*
 27,054 sq. ft.
 City-Plaza-Chula Vista, CA*
 31,181 sq. ft.

Supermarkets

146,019 sq. ft.
 Smitty's-Phoenix*
 52,708 sq. ft.
 Alpha Beta-Moon Valley*
 24,647 sq. ft.
 Alpha Beta-Scottsdale*
 28,614 sq. ft.

Big Bear-La Jolla, CA*
 40,050 sq. ft.

Home Improvement Centers

72,000 sq. ft.
 O'Malley's –
 Cactus Village*
 32,000 sq. ft.
 Maryvale*
 32,000 sq. ft.
 Waterin' Hole Nursery**
 8,000 sq. ft.

IV. LODGING AND HOSPITALITY

Resorts

2,840 units
 Marriott Camelback Inn*
 Phase IV, PT I
 58 units
 Phase IV, PT II
 16 units
 Phase IV, PT III
 13 units



Phase IV, PT IV 16 special units	The Pointe San Diego+ Main Building- 476 units	Hotel Ibis-Carson, CA* 225 units
The Pointe Resort at Squaw Peak**+++	Mountain Suites- 230 units	Park Hyatt-Santa Monica, CA* 198 units
North Pointe- 227 units	The Registry Resort** 170 units	Quality Suites-Santa Clara, CA* 221 units
South Pointe- 224 units	Cottonwoods Resort* 170 units	Emerald Springs Suites- Las Vegas, NV* 159 units
Squaw Peak Villas I**+++ 80 units	Rancho De Los Caballeros* 12 luxury suites	Best Western-San Diego, CA* 178 units
Squaw Peak Villas II**+++ 50 units	Hotels 3,602 units	Maui Coast Hotel- Maui, Hawaii* 270 units
The Pointe Resort at Tapatio Cliffs**+++	Embassy Suites 32nd St. & Thomas* 106 units	Hyatt Gainey Ranch*** 309 units
Main Building- 315 units	24th St. & Thomas* 182 units	Sheraton Crescent Hotel *** 342 units
Mountain Suites- 273 units	Seattle, WA* 250 units	Hilton-Scottsdale*** 372 units
The Pointe Resort on South Mountain**+++	Portland,OR* 150 units	Mesquite Inn-Mesquite,NV* 250 units
East Pointe- 155 units	Clarendon House* 110 units	Santa Barbara Hotel** 125 Units
West Pointe- 225 units	Holiday Inn-Miramar, CA* 155 units	Convention Facilities/ Ballrooms 251,535 sq. ft.
Mountain Suites- 130 units		



Camelback Grande Ballroom*
17,130 sq. ft.
The Pointe at Squaw Peak
Grande Ballroom**++
32,219 sq. ft.
Hohokam Ballroom**++
19,000 sq. ft.
The Pointe at Tapatio Cliffs
Grande Ballroom**++
42,000 sq. ft.
The Pointe on South Mountain
Grande Ballroom**++
81,462 sq. ft.
The Pointe San Diego
Grande Ballroom+
25,000 sq. ft.
Cottonwoods Ballroom**
10,980 sq. ft.
Embassy Suites-Seattle, WA*
3,744 sq. ft.
The Sheraton Crescent
Ballroom*++
20,000 sq. ft.



Restaurants

158,653 sq. ft.
John's Green Gables
"SOB" Room*
2,639 sq. ft.
The Pointe at Squaw Peak-
Hole in the Wall*++
4,818 sq. ft.
Pointe of View**
14,553 sq. ft.
Beside the Pointe*++
6,877 sq. ft.
Aunt Chilada's*
8,865 sq. ft.
The Pointe at Tapatio Cliffs-
Point in Tyme**
10,600 sq. ft.

Different Pointe of View**
14,038 sq. ft.
The Pointe on South Mountain-
Rustler's Rooste**
14,307 sq. ft.
Another Pointe in Tyme**
10,500 sq. ft.
Aunt Chilada's**
6,569 sq. ft.
Sports Club Dining**
6,683 sq. ft.
The Pointe San Diego-
Different Point of View+
14,038 sq. ft.
Sports Club Dining+
6,683 sq. ft.
Rustler's Rooste+
14,307 sq. ft.
Pointe in Tyme+
10,600 sq. ft.
Cottonwoods Restaurant*
12,576 sq. ft.

Greentree* 120 units
The Hub* 126 units
The Cloisters* 222 units
Paradise Village* 297 units
The Cliffs at North Mountain* 220 units
The Pointe Apartment Community** 364 units
The Pointe on South Mountain-Tramell Crowe* 300 units
The Pointe San Diego Apartment Community+ 240 units
Maui Court-Maui, Hawaii* 217 units
Santa Barbara Apartments** 303 Units

V. MULTIFAMILY AND RESIDENTIAL

Health Care/Retirement

180 units
Scottsdale Village Square* 180 units

Apartments

2,682 units
Capistrano* 112 units
Orangewood* 160 units

Condominiums

680 units
Park West -San Diego, CA* 36 units
The Pointe at Squaw Peak** 172 units
The Pointe at Tapatio Cliffs** 104 units
Zipritch at Tapatio Cliffs* 266 units
Zipritch on South Mountain* 102 units
Woodrose-Glendale, CA* 24 units



**Residential: Multifamily/
Single Family**

4,928 sold units

Sun Lakes*	30 units
Los Escondidos**	14 units
The Pointe at Squaw Peak**	212 units
The Pointe at Tapatio Cliffs**	633 units
The Pointe on South Mountain**	594 units
The Pointe San Diego**	960 units
The Point Mountainside Golf Community**	323 units
El Paso Gas*	2 units
Greenridge*	200 units
Golden Crest*	120 units
Cresta Del Oro*	80 units
Hillcrest I-VIII*	320 units
The Villages*	312 units
Quatros I & II*	324 units
Fontanã I-IV*	300 units
Los Lagos I & II*	180 units
Casa Del Oro Norte*	120 units
Dorado*	140 units
Villa Adrian*	64 units



VI. RECREATION

Golf Courses

19,041 yards	
The Pointe Golf Club on South Mountain**	6,380 yards
The Pointe Golf Club on Lookout Mountain** (Sr. PGA Tournament course)	6,239 yards
The Pointe Golf Club San Diego+	6,422 yards

**Racquet Clubs, Fitness Centers and
Tennis Facilities**

95,991 sq. ft.
71 tennis courts

The Pointe at Squaw Peak Racquet Club & Fitness Center***++	(8 tennis courts) 7,681 sq. ft.
The Pointe at Tapatio Cliffs Racquet Club***++	(6 tennis courts) 1,158 sq. ft.
The Pointe at Tapatio Cliffs** Waterin' Hole Racquet Club	(11 tennis courts) 2,752 sq. ft.
The Pointe on South Mountain Sports Club Fitness Centre***++	(10 tennis courts) 37,700 sq. ft.
The Pointe San Diego Racquet Club+	(11 tennis courts) 42,000 sq. ft.

The Pointe San Diego Residential+
 (2 tennis courts)
 Registry Racquet Club*
 (21 tennis courts)
 4,700 sq. ft.
 Paradise Village Apartments+
 (2 tennis courts)

Equestrian Centres

5,700 sq. ft.
 The Pointe at Squaw Peak**
 1,700 sq. ft.
 The Pointe at Tapatio Cliffs**
 2,000 sq. ft.
 The Pointe San Diego+
 2,000 sq. ft.

Floral and Child Care Centres

16,335 sq. ft.
 Waterin' Hole Child Care**
 2,600 sq. ft.
 The Pointe at Squaw Peak
 Coyote Camp
 4,600 sq. ft.

The Pointe on South Mountain
 Child Care**++
 3,500 sq. ft.
 Fort McDowell Child Care*
 5,635 sq. ft.

Water Parks

The Pointe at Squaw Peak
 The River Ranch**
 The Pointe at Tapatio Cliffs
 The Falls**
 Sheraton Crescent
 Thunder Mountain*

VII. INFRASTRUCTURE

Parking Garages

1,260,000 sq. ft.
 Park Hyatt-Santa Monica, CA*
 105,000 sq. ft.
 Quality Suites-Santa Clara, CA*
 77,000 sq. ft.
 Luxor-Las Vegas, NV*
 1,078,000 sq. ft.

Roadways

25.58 mi.

The Pointe at Squaw Peak-
 Pointe Residential**
 1.30 mi.
 Morten Avenue **
 0.50 mi.
 15th Street **
 0.29 mi.
 Belmont Avenue.**



0.15 mi.
 16th Street**
 0.06 mi.
 Dreamy Draw Drive **
 0.55 mi.
 The Pointe at Tapatio Cliffs-
 Pointe Residential**
 3.23 mi.
 7th Street**
 5.50 mi.
 The Pointe on So. Mountain –
 Pointe Residential**
 2.59 mi.
 48th St. to Guadalupe **
 0.31 mi.
 Pointe Parkway West**
 0.63 mi.
 Pointe Parkway East**
 0.93 mi.
 Guadalupe Road**
 0.27 mi.
 46th Street**
 0.25 mi.
 Baseline Road**
 0.25 mi.
 The Pointe San Diego**
 6.02 mi.
 Quail Landing-48th St. & Elliott*
 0.27 mi.
 Costa Verde-La Jolla, CA*
 1.35 mi.
 The Colony-Lake
 San Marcos, CA*
 0.75 mi.
 Ft. McDowell Portable Housing
 Infrastructure*
 0.38 mi.

General Site Development

30,861 lin. ft.-Water Lines and
 Drains
 17,640 lin. ft.-Bridges
 23,715,000 cu. yds.
 Storm Drains**
 9,282 lin. ft.
 Sewer Drains**
 12,273 lin. ft.
 Water Lines**
 9,306 lin. ft.
 Earth Moving**
 23,715,000 cu. yds.
 Freeway Bridges**
 17,640 lin. ft.




COMMERCIAL: OFFICE & BUSINESS PARK




COMMERCIAL








RETAIL






HOSPITALITY






HOSPITALITY






HOSPITALITY





HOSPITALITY





RESIDENTIAL: SINGLE FAMILY & MULTI-FAMILY

